



Starting June 13th
Visit **TexasAssessment.com**

To learn more about your child's STAAR performance and how you can provide additional support at home.



Follow 4 EASY STEPS to...



1
Locate your child's
STAAR Access Code in
Skyward Family Access.



2
Starting June 13th, visit
TexasAssessment.com.



3
Log In with your child's STAAR
Access Code or use the Access
Code **Look-up Feature** at
TexasAssessment.com.



4
Learn More about your child's
performance, including how
questions were answered, and
how you can provide additional
support at home.


GET YOUR CODE

Skyward Family Access
<http://goo.gl/BjkwWS>

STAAR Access Code

Visit **TexasAssessment.com**

AS PARENTS, YOU ARE CRITICAL PARTNERS IN YOUR CHILD'S SUCCESS.
The Texas Education Agency is committed to making sure you are informed and have an accurate picture of your child's progress. Follow these 4 steps to Log in & Learn More.



FRIENDSWOOD INDEPENDENT SCHOOL DISTRICT

June 2018

The results from the STAAR tests are now posted in the Texas Student Portal. This letter will provide information on accessing your student's score.

Accessing your student's score:

To access the student portal parents must use the access code assigned to the student by the state.

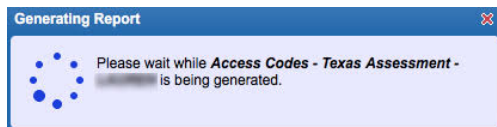
You may retrieve the Access Code from Skyward Family Access: <http://goo.gl/BjkwWS> OR through the Texas Student Portal.

Skyward Method:

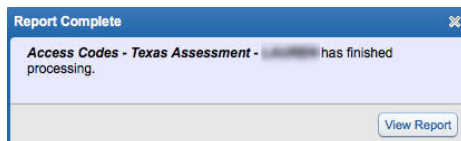
1. Once you log into Skyward, you will select the “**Portfolio.**”
2. On the portfolio screen click on the link **Access Codes – Texas Assessment** and this will create a report with your code and provide the web address for the Texas Student Portal Site.

Description	Type
Access Codes - Texas Assessment	Report Directory

3. Please wait.



4. Click **View Report.**



5. Once the report has been opened, follow step 1 and 2 to access the Texas Assessment Data Portal. <https://txparentportal.emetric.net>

Step 1 _____ **Access Code**

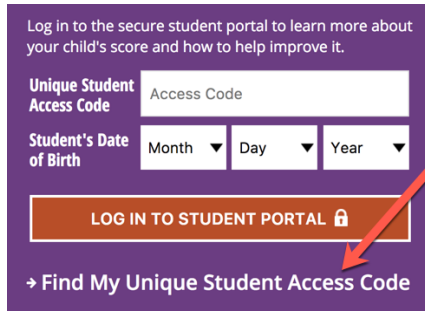
COPY THIS==> _____

Step 2 _____ **TX Assessment Data Portal**

CLICK THE FOLLOWING LINK==> <https://txparentportal.emetric.net/login>

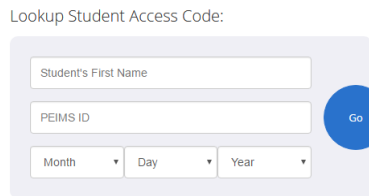
Portal Method:

1. Access www.texasassessment.com and click on **Find My Unique Student Access Code**



2. Enter the information about your student and Click **Go**. *Note: The PEIMS number is your student's Social Security or State ID number. This is not their Friendswood ISD lunch code.*

Lookup Student Access Code:



Once you are in the portal you will see your student's results from 2018 as well as any historical results. If you click on the name of the test you will receive additional information about your child's test results including their specific test questions. Click on **Download Report Card(s)** to access the STAAR Report Card.

 **STAAR Grade 8 Reading**

Taken in April 2018 at FRIENDSWOOD J H(084-911-041)

[Test History](#) [Test Results](#) [Detailed Results](#) [Test Questions](#)

Should you have further questions, please contact your student's Principal or Counselor.

Leading to Achieve Excellence